



A Perspective on Metal Single Atom- Based Electrocatalysts towards Hydrogen Peroxide Production

Thi Hong Chuong Nguyen^{1,2}, Trung Hieu Le³, Lam Son Le³, Minh Tuan Nguyen Dinh⁴, Chinh Chien Nguyen^{1,2*} and Quyet Van Le^{1*}

¹Center for Advanced Chemistry, Institute of Research and Development, Duy Tan University, Danang, 550000, Vietnam

²Faculty of Natural sciences, Duy Tan University, Danang, 550000, Vietnam

³University of Sciences, Hue University, Hue City 530000, Vietnam

⁴Faculty of Chemical Engineering, University of Science and Technology, The University of Da Nang, 54 Nguyen Luong Bang, Da Nang, 550000, Viet Nam

*Email: nguyenchinhchien@duytan.edu.vn, levanquyet@dtu.edu.vn

ARTICLE INFO

Received: 15/3/2022

Accepted: 20/7/2022

Published: 25/7/2022

Keywords:

Electrocatalysts, metal single atom, H₂O₂ production

ABSTRACT

The green production of hydrogen peroxide has attracted considerable attention owing to the urge for an alternative production method to the current production. Electrocatalytic reduction via the 2e⁻ pathway has emerged as the brightest approach. However, the finding of catalysts with high efficiency and selectivity to provide a proper interaction between active sites and *OOH is remaining as the primary obstacle. Employing metal single-atom catalysts (SACs) offers a potential manner to address those challenges. The presented review aims to provide cutting-edge development of a single metal catalyst for electrocatalytic H₂O₂ production. Also, perspective is laid out to propose novel approaches for material development in the future.

Introduction

Hydrogen peroxide (H₂O₂) has been considered the essential chemical involved in various industrial processes (e.g., wastewater remediation, chemical synthesis).[1-3] Currently, the annual global market of H₂O₂ has reached \$5 billion and is expected to be considerably higher in the future.[4, 5] The conventional H₂O₂ production, anthraquinone oxidation (AO) process, has raised serious environmental concerns due to its harmful organic wastes and huge energy consumption.[6] In addition, photo- and photo-electrocatalysis have also emerged as potential approaches to produce H₂O₂ [7]. However, the performance of those pathways, which are much

lower than that of the expected value, is inappropriate for large-scale production under the current situation [8]. Hence, a robust and greener pathway to produce H₂O₂ is highly urgent and therefore is attracting increasing attention.

Electrocatalytic O₂ reduction has appeared as the potential approach to producing hydrogen peroxide. This method offers four primary advantages: (i) inexpensive reactant (i.e., O₂ and H₂O); (ii) low production cost; (iii) mild production condition and (iv) environment friendly.[9] For those reasons, numerous efforts have been dedicated to setting the stage for industrial H₂O₂ production via electrocatalysis.

As a proof of concept, the electrocatalysis H₂O₂ production involves the participation of O₂ and 2e⁻.

However, the formation of H₂O, which is associated with 4e⁻, has been considered a competitive chemical reaction. Therefore, the nature of the catalyst surface accounts for an essential function, which not only enhances the efficiency but also improves the selectivity by suppressing the 4e⁻ reduction reaction. However, such materials have been limited.

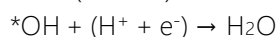
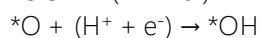
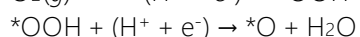
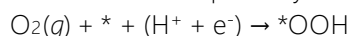
The bulk and nanoparticles-based electrocatalytic systems have been employed to produce H₂O₂. However, the H₂O₂ selectivity has been poor, which is rooted in the O-O bond cleavage of neighbouring atom centers, leading to the generation of H₂O rather than the H₂O₂ product [10-12]. Recently, the utilization of metal single-atom catalysts has emerged as a novel trend to address the aforementioned challenges owing to their unique surface properties to enhance the performance and selectivity via providing an efficient electron transfer pathway and proper absorption energy toward critical intermediate.[13-16] However, the systematical discussion on the potential of this class of material has been still sporadic. Motivated by those issues, this review aims to provide recent movement in the development of metal single-atom catalysts and an insight into the preparation and pivotal functions of single metal catalysts for electrocatalytic H₂O₂ production.

Experimental

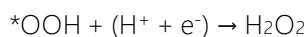
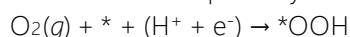
The electrocatalytic production of H₂O₂ could be illustrated through two essential chemical reactions as shown in Figure 1 [17-22]. The nature of the catalytic surface plays a crucial function in the behavior of O₂ molecules. A strong catalyst-O₂ interaction could result in the dissociation of the O-O bond, causing the formation of H₂O instead of H₂O₂. [22, 23] It should be noted that *OOH intermediate is the single and the most imperative product. The binding strength of *OOH to the catalyst surface significantly contributes to driving the final product, which is either H₂O₂ or H₂O. The cathode and anode reactions can be described as follow:

i) Cathode reactions

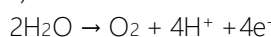
❖ 4-e⁻ selective pathway-H₂O production



❖ 2-e⁻ selective pathway- H₂O₂ production



ii) Anode reaction



It should be noted that the utilized media significantly contribute to the interfacial charge distribution, local pH, and electric field [24]. In this context, the salt (e.g., Na₂SO₄), acid (e.g., HClO₄), and alkaline (e.g., KOH) solutions could be utilized as the primary electrolyte for the H₂O₂ production [25]. An appropriate electrolyte will go hand-in-hand with utilized catalysts to optimize and preserve the *OOH intermediate.

To this point, it can be said that the nature of metal single-atom provides a great platform to regulate the desorption energy toward the *OOH intermediate.[20] The following section will provide cutting-edge development of the production of H₂O₂ through the 2e⁻ reduction pathway.

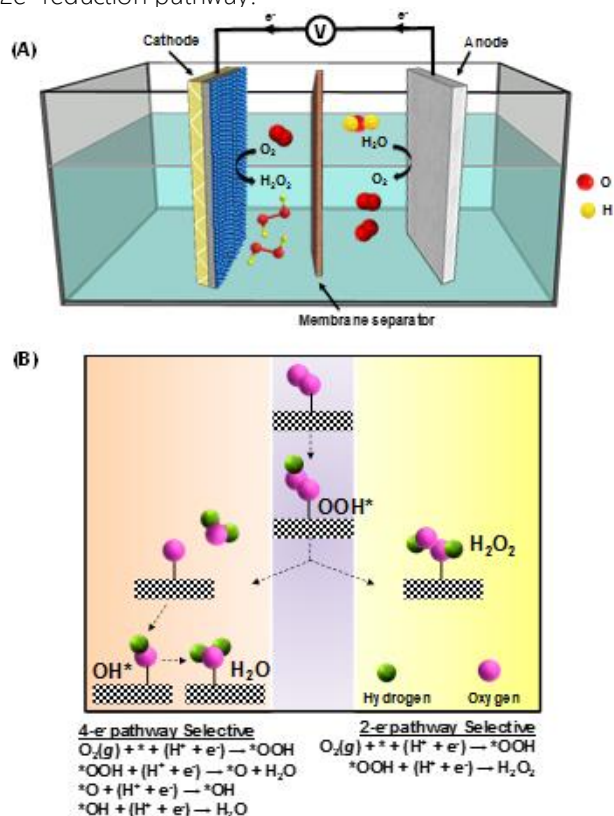


Figure 1: (A) The electrocatalytic production of H₂O₂, (B) Schematic diagram of the comparison between 4e⁻ pathway selective and 2e⁻ pathway selective in the electroreduction reaction. Adapted with permission from ref [26]. Copyright (2020) Electroanalysis

Results and discussion

State-of-the-art development of metal single atom-based electrocatalysts for H₂O₂ production

As aforementioned, electrocatalysts account for an imperative function for the efficiency and selectivity of H_2O_2 evolution performance. Hitherto, metal-based electrocatalysts have emerged as an essential tactic to improve the production and selectivity of H_2O_2 . Numerous candidates have been discovered and displayed promising activities for the evolution of H_2O_2 . To this end, single metal catalysts appear as a top option as the robust active sites to promote H_2O_2 production. The metal single-atom catalysts can be obtained through various synthetic strategies (e.g., wet chemical, impregnation, electrodeposition, coordination, molten salt, etc.). The selection of a preparation method is strongly associated with opted metals, support environment and condition requirements. In this context, the support functions a critical role in the dispersion and stabilization of atom sites, restricting the formation of metal clusters or nanoparticles [27].

As mentioned, the formation and adsorption of OOH^* intermediates maneuver the generation of H_2O_2 . Either strong or weak OOH^* adsorption can cause a high overpotential or a low selectivity. To this end, the utilization of metal single-atom catalysts can offer an appropriate medium for the OOH^* intermediates without the cleavage of the O-O bond [28]. Various single metal single site-based electrocatalysts have been proposed and synthesized. Heretofore Ni, Co and Pd-based single-atom catalysts have attracted increasing attention and proven their capabilities for electrocatalytic H_2O_2 production. The following section will devote a significant effort to exploring each class of catalysts in detail.

Ni single site-supported graphene brings out novel opportunities to boost activity achievement.[29, 30] Song et al. reported the preparation of Ni_{SAC}-anchored graphene in which Ni atoms were separately decorated onto the graphene under the assistance of DMF as a capping agent protecting the Ni_{SAC} precursor upon the reduction, as shown in Figure 2A. Such the preparation method results in a uniform decoration of unique Ni single sites coordinating oxygen functional groups. Such configuration establishes a proper platform to facilitate the electrocatalytic production of H_2O_2 significantly. Thus, the mass activity and selectivity found to be $2.11 \text{ A mg}_{\text{Ni}}^{-1}$ at 0.60V vs RHE and >94%, respectively, considerably outperform the conventional Ni-based material (e.g., Ni-NP/G) (Figure 2B). The DFT calculations offer an insight into understanding the role of the as-synthesized material in which the binding of critical intermediates (i.e., $^*\text{OOH}$) on the active center

could be optimized to promote the two-electron reduction reaction of oxygen without the production of H_2O . [31] It can be said that the development of Ni single atoms-based catalysts has been still limited, which is caused by the following obstacles: (i) preparation methods that offer a proper scaffold to stabilize Ni single atoms. In this context, the functional groups (e.g., $-\text{NH}_2$, $-\text{OH}$)-containing material can be an appropriate candidate. However, finding such support possessing highly conductive activity beyond graphene is an obstacle; (ii) a reduction route that could address the agglomeration of Ni atoms into Ni clusters and nanoparticles; and (iii) Further investigation of the nature of active sites should be considered.

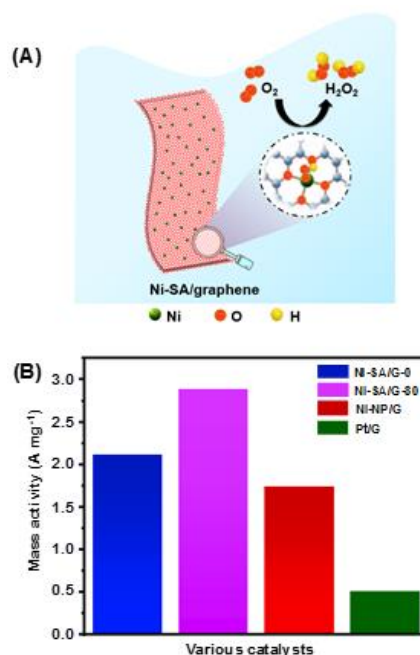


Figure 2: (A) The structure of Ni_{SAC}-anchored graphene, (B) Comparison of the mass activity of various catalysts. Obtained data from ref [31]

In addition to Ni single sites, Co single active sites could have emerged as the brightest consideration for the production of H_2O_2 . [32-37] Indeed, the nature of Co single atom could pave the way for the H_2O_2 evolution by providing an appropriate platform to optimize the adsorption energy of $^*\text{OOH}$ intermediate. In such an investigation, Gao et al. reported the synthesis of Co-anchored N-doped carbon material, exhibiting an extraordinary achievement of H_2O_2 generation. The Co-N coordination leads to the formation of Co single sites without aggregation. As a result, the tailored material exhibited an outstanding electrocatalytic efficiency. The current density and selectivity values achieve $1 \text{ mA/cm}_{\text{disk}}^2$ and above 90%,

respectively, signifying the robust properties of Co single atom toward the generation of H_2O_2 . Theoretical calculations then confirmed that the adsorption energy of *OOH intermediate could be appropriate to facilitate the two-electron reduction rather than four-electrons reduction pathway.[38] In another report, Zhao et al. provided insights into the nature of Co single sites via coordination with nitrogen atoms. It turns out that the Co-N₅ configuration is the primary active center boosting the H_2O_2 production under the NaCl solution. [39] Very recently, an alternative coordination environment, the Co-O-C manner, has been explored to be a potentially active center to deliver the two-electron reduction route.[34] For example, Zhang et al. reported a novel form of Co single site-anchored oxygen-modified graphene oxide via the Co-O-C manner, obtained via several acid etching processes as shown in Figure 3A. In this circumstance, the prepared Co-decorated graphene oxide (denoted as Co₁@GO) possessing a Co-O₃-C configuration (Figure 3B) provide a proper platform for manoeuvring the H_2O_2 production and suppressing the production of H_2O , as displayed in Figure 3C. [40] To this end, it can be said that Co single atom-derived materials are thus very potential for electrocatalytic H_2O_2 production. However, modified or functionalized graphene has been considered the primary support for Co atom sites. Therefore, the prepared materials could be restricted due to the graphene limitations. For this reason, probing an alternative support material could disclose a potential avenue to enhance electrocatalytic performance further.

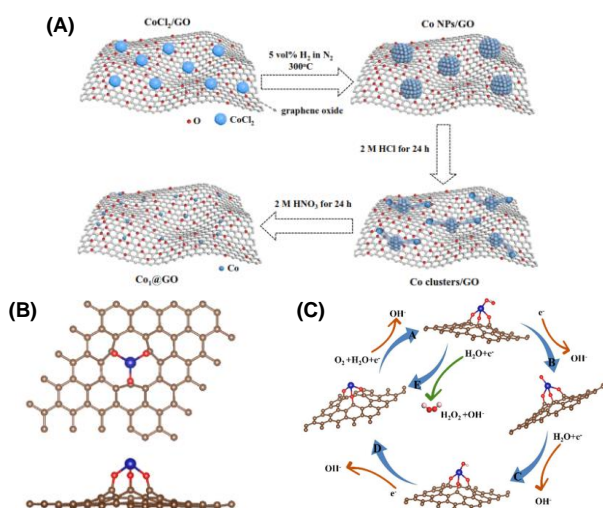


Figure 3: (A) Schematic of Co₁@GO synthesis process, (B) Co-decorated graphene oxide with Co-O₃-C configuration, (C) Scheme depicting the reaction of the intermediates in oxygen reduction reaction process

Reproduced from ref [41]. (2022) Communications Chemistry

Recent movements in the development of electrocatalysts have witnessed a novel MoS₂SAC, WS₂SAC, NbS₂SAC and SeS₂SAC active sites, which could catalyze the O₂ reduction into H_2O_2 . Thus, those single metal atoms possessing a proper interaction with the support could offer outstanding performance for H_2O_2 production. [42-44] However, the preparation of such materials has been limited, requiring double efforts.

Pd-derived materials have been found to be potentially rooted in their nature surface for the two-electron O₂ reduction. Pd-based single-atom catalysts (PdSAC) have brought out potential strategies among various material designs to boost the H_2O_2 evolution reaction. In a recent investigation, Wei et al. demonstrated the potential employment of the PdSACs toward the electrocatalytic reduction of O₂ into H_2O_2 via DFT calculations. It turns out that Pd single atoms-decorated defect graphene provides an appropriate platform benefiting the formation of crucial intermediates, lowering the overpotential and therefore benefiting the two-electron oxygen reduction reaction into H_2O_2 , as shown in Figure 4 [45] Hitherto, the preparation of such material has been a challenge, caused by the difficulty of synthetic strategy. Therefore, an investigation and production of PdSAC catalysts could deliver a milestone in H_2O_2 generation in the future.

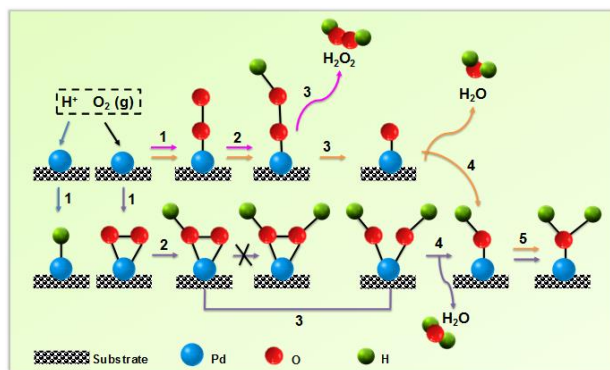


Figure 4: The mechanisms for the oxygen reduction reaction. Adapted with permission from ref [45]. Copyright (2022) Chemical Engineering Journal

Conclusion

In conclusion, the electrocatalytic approach has appeared as a potential tactic to produce H_2O_2 , rooted in numerous advantages compared to conventional production methods. To this end, the primary

challenge is the interaction between intermediate and catalytic surfaces, which usually drives the formation of H₂O, corresponding to a 4e⁻ reduction reaction. Metal single atom catalysts, possessing unique surface properties, have emerged as a holy grail to suppress the aforementioned issues. This review has highlighted recent employments of metal single-atom catalysts for electrocatalytic H₂O₂ production. Three primary metals, NiSAC, CoSAC and other metals, have been mentioned and discussed in details. It can be said that NiSAC and CoSAC-derived catalysts have provided outstanding performance rooted in their capability to provide a proper surface toward the *OOH intermediate. Hitherto, modified and functionalized graphene is considered the major support. Exploring an alternative scaffold could open a milestone in catalytic efficiency and selectivity toward H₂O₂. Other transition metals could also be promising active sites. However, such materials have been still limited, leaving a huge room for researchers to explore in the future. In addition, the working medium should be considered for the large scale adaptability.

Acknowledgment

This research was funded by Vietnam National Foundation for Science and Technology Development (NAFOSTED) under grant number 104.05-2020.15.

References

- H. Zhao, Z.-Y. Yuan, *ChemSusChem* 14 (2021) 1616-1633.
<https://doi.org/10.1002/cssc.202100055>
- Y. Bu, Y. Wang, G.-F. Han, Y. Zhao, X. Ge, F. Li, Z. Zhang, Q. Zhong, J.-B. Baek, *Advanced Materials* 33 (2021) 2103266.
<https://doi.org/10.1002/adma.202103266>
- S. Mavrikis, M. Göltz, S.C. Perry, F. Bogdan, P.K. Leung, S. Rosiwal, L. Wang, C. Ponce de León, *ACS Energy Letters* 6 (2021) 2369-2377.
<https://doi.org/10.1021/acseenergylett.1c00904>
- Z. Wang, Q.-K. Li, C. Zhang, Z. Cheng, W. Chen, E.A. McHugh, R.A. Carter, B.I. Yakobson, J.M. Tour, *ACS Catalysis* 11 (2021) 2454-2459.
<https://doi.org/10.1021/acscatal.0c04735>
- M. Melchionna, P. Fornasiero, M. Prato, *Advanced Materials* 31 (2019) 1802920.
<https://doi.org/10.1002/adma.201802920>
- J.M. Campos-Martin, G. Blanco-Brieva, J.L.G. Fierro, *Angewandte Chemie International Edition* 45 (2006) 6962-6984.
<https://doi.org/10.1002/anie.200503779>
- S.W.a.X. Quan, *ACS ES&T Engineering* 2 (2022) 1068-1079.
<https://doi.org/10.1021/acsestengg.1c00456>
- S. Hu, *Sustainable energy & fuels* 3 (2019) 101-114.
<https://doi.org/10.1039/C8SE00329G>
- Z. Lu, G. Chen, S. Siahrostami, Z. Chen, K. Liu, J. Xie, L. Liao, T. Wu, D. Lin, Y. Liu, T.F. Jaramillo, J.K. Nørskov, Y. Cui, *Nature Catalysis* 1 (2018) 156-162.
<https://doi.org/10.1038/s41929-017-0017-x>
- M.A.v.S. Matthew M. Montemore, Robert J. Madix, and Cynthia M. Friend, *Chemical Reviews* 118 (2018) 2816-2862.
<https://doi.org/10.1021/acs.chemrev.7b00217>
- J. Han, J. Bian, C. Sun, *Research* 2020 (2020) 9512763.
<https://doi.org/10.34133/2020/9512763>
- J. Gao, B. Liu, *ACS Materials Letters* 2 (2020) 1008-1024.
<https://doi.org/10.1021/acsmaterialslett.0c00189>
- J.-Y. Zhang, C. Xia, H.-F. Wang, C. Tang, *Journal of Energy Chemistry* 67 (2022) 432-450.
<https://doi.org/10.1016/j.jechem.2021.10.013>
- J. Woo, J.S. Lim, J.H. Kim, S.H. Joo, *Chemical Communications* 57 (2021) 7350-7361.
<https://doi.org/10.1039/D1CC02667D>
- S. Anantharaj, S. Pitchaimuthu, S. Noda, *Advances in Colloid and Interface Science* 287 (2021) 102331.
<https://doi.org/10.1016/j.cis.2020.102331>
- F. Sun, C. Yang, Z. Qu, W. Zhou, Y. Ding, J. Gao, G. Zhao, D. Xing, Y. Lu, *Applied Catalysis B: Environmental* 286 (2021) 119860.
<https://doi.org/10.1016/j.apcatb.2020.119860>
- N. Wang, S. Ma, P. Zuo, J. Duan, B. Hou, *Advanced Science* 8 (2021) 2100076.
<https://doi.org/10.1002/advs.202100076>
- Y. Wang, G.I.N. Waterhouse, L. Shang, T. Zhang, *Advanced Energy Materials* 11 (2021) 2003323.
<https://doi.org/10.1002/aenm.202003323>
- K. Sun, W. Xu, X. Lin, S. Tian, W.-F. Lin, D. Zhou, X. Sun, *Advanced Materials Interfaces* 8 (2021) 2001360.
<https://doi.org/10.1002/admi.202001360>
- W. Zhu, S. Chen, *Electroanalysis* 32 (2020) 2591-2602.
<https://doi.org/10.1002/elan.202060334>

21. Y. Wu, J. Sun, S. Dou, J. Sun, *Journal of Energy Chemistry* 69 (2022) 54-69. <https://doi.org/10.1016/j.jchem.2021.12.028>
22. S. Siahrostami, S.J. Villegas, A.H. Bagherzadeh Mostaghimi, S. Back, A.B. Farimani, H. Wang, K.A. Persson, J. Montoya, *ACS Catalysis* 10 (2020) 7495 - 7511. <https://doi.org/10.1021/acscatal.0c01641>
23. X. Hu, X. Zeng, Y. Liu, J. Lu, X. Zhang, *Nanoscale* 12 (2020) 16008-16027. <https://doi.org/10.1039/D0NR03178J>
24. P. Sebastián-Pascual, Y. Shao-Horn, M. Escudero-Escribano, *Current Opinion in Electrochemistry* (2021) 100918. <https://doi.org/10.1016/j.coelec.2021.100918>
25. Y. Zhao, J. Cui, W. Zhou, S. Hojabri, A.N. Alshawabkeh, *Electrochemistry Communications* 121 (2020) 106868. <https://doi.org/10.1016/j.elecom.2020.106868>
26. Y. Chen, S. Ji, C. Chen, Q. Peng, D. Wang, Y. Li, *Joule* 2 (2018) 1242-1264. <https://doi.org/10.1016/j.joule.2018.06.019>
27. Y. Jiang, P. Ni, C. Chen, Y. Lu, P. Yang, B. Kong, A. Fisher, X. Wang, *Advanced Energy Materials* 8 (2018) 1801909. <https://doi.org/10.1002/aenm.201801909>
28. W. Zhang, Y.-j. Gao, Q.-J. Fang, J.-k. Pan, X.-C. Zhu, S.-w. Deng, Z.-h. Yao, G.-l. Zhuang, J.-g. Wang, *Journal of Colloid and Interface Science* 599 (2021) 58-67. <https://doi.org/10.1016/j.jcis.2021.04.080>
29. X. Li, S. Tang, S. Dou, H.J. Fan, T.S. Choksi, X. Wang, *Advanced Materials* 34 (2022) 2104891. <https://doi.org/10.1002/adma.202104891>
30. X. Song, N. Li, H. Zhang, L. Wang, Y. Yan, H. Wang, L. Wang, Z. Bian, *ACS Applied Materials & Interfaces* 12 (2020) 17519-17527. <https://doi.org/10.1021/acsmi.0c01278>
31. H. Xu, S. Zhang, J. Geng, G. Wang, H. Zhang, *Inorganic Chemistry Frontiers* 8 (2021) 2829-2834. <https://doi.org/10.1039/D1QI00158B>
32. W. Liu, J. Feng, R. Yin, Y. Ni, D. Zheng, W. Que, X. Niu, X. Dai, W. Shi, F. Wu, J. Yang, X. Cao, *Chemical Engineering Journal* 430 (2022) 132990. <https://doi.org/10.1016/j.cej.2021.132990>
33. L. Jing, Q. Tian, P. Su, H. Li, Y. Zheng, C. Tang, J. Liu, *Journal of Materials Chemistry A* 10 (2022) 4068-4075. <https://doi.org/10.1039/D1TA10416K>
34. X. Zhao, Y. Liu, *Journal of the American Chemical Society* 143 (2021) 9423-9428. <https://doi.org/10.1021/jacs.1c02186>
35. E. Jung, H. Shin, B.-H. Lee, V. Efremov, S. Lee, H. S. Lee, J. Kim, W. Hooch Antink, S. Park, K.-S. Lee, S. - P. Cho, J.S. Yoo, Y.-E. Sung, T. Hyeon, *Nature Materials* 19 (2020) 436-442. <https://doi.org/10.1038/s41563-019-0571-5>
36. W. Liu, C. Zhang, J. Zhang, X. Huang, M. Song, J. Li, F. He, H. Yang, J. Zhang, D. Wang, *Applied Catalysis B: Environmental* 310 (2022) 121312. <https://doi.org/10.1016/j.apcatb.2022.121312>
37. J. Gao, H. bin Yang, X. Huang, S.-F. Hung, W. Cai, C. Jia, S. Miao, H.M. Chen, X. Yang, Y. Huang, *Chem* 6 (2020) 658-674. <https://doi.org/10.1016/j.chempr.2019.12.008>
38. Q. Zhao, Y. Wang, W.-H. Lai, F. Xiao, Y. Lyu, C. Liao, M. Shao, *Energy & Environmental Science* 14 (2021) 5444-5456. <https://doi.org/10.1039/D1EE00878A>
39. B.-W. Zhang, T. Zheng, Y.-X. Wang, Y. Du, S.-Q. Chu, Z. Xia, R. Amal, S.-X. Dou, L. Dai, *Communications Chemistry* 5 (2022) 43. <https://doi.org/10.1038/s42004-022-00645-z>
40. F. Zhang, Y. Zhu, C. Tang, Y. Chen, B. Qian, Z. Hu, Y.-C. Chang, C.-W. Pao, Q. Lin, S.A. Kazemi, Y. Wang, L. Zhang, X. Zhang, H. Wang, *Advanced Functional Materials* 32 (2022) 2110224. <https://doi.org/10.1002/adfm.202110224>
41. H. Hu, J. Wang, B. Cui, X. Zheng, J. Lin, Y. Deng, X. Han, *Angewandte Chemie* 134 (2022) e202114441. <https://doi.org/10.1002/anie.202114441>
42. C. Dong, K.-S. Lee, Y. Cho, S.-P. Wang, X.-W. Fan, F.-Q. Bai, J.H. Park, K. Zhang, *Journal of Materials Chemistry A* 10 (2022) 9488-9496. <https://doi.org/10.1039/D1TA10529A>
43. Z. Wei, B. Deng, P. Chen, T. Zhao, S. Zhao, *Chemical Engineering Journal* 428 (2022) 131112. <https://doi.org/10.1016/j.cej.2021.131112>